



# Interim Best Management Practices for Fuel Caching in Thaidene Nene National Park Reserve

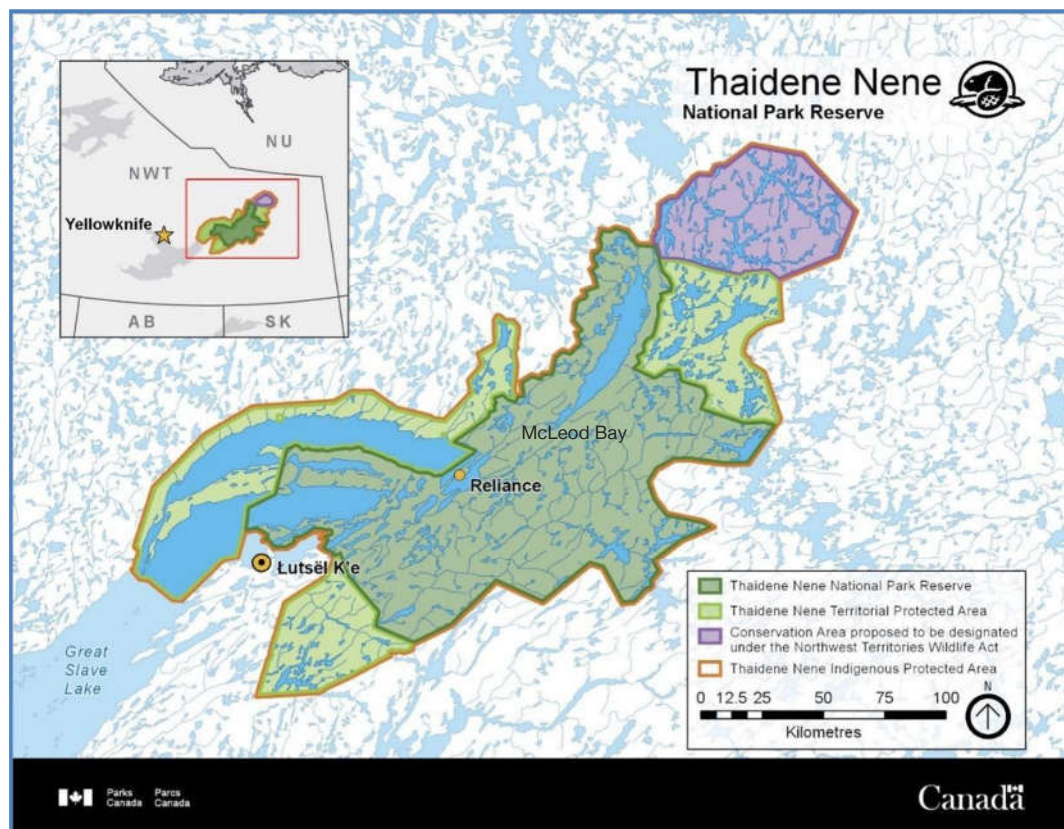
V. 2020.07.07

## Background

Parks Canada is committed to the continuance of the fuel cache site at Reliance, located in Police Bay at the east end of McLeod Bay. The Reliance fuel cache is popular with aircraft operators and some boaters. The site provides an ideal stopover for long-distance trips, adequate shelter from adverse weather and is accessible by barge. In any given year over one hundred fuel drums are stored at the site. To manage barrel volume, placement and spills, Parks Canada is implementing the *Interim Best Management Practices for Fuel Caching in Thaidene Nene National Park Reserve*. These Best Management Practices (BMPs) are intended to be a working document that evolves as park operations grow. Its purpose is to provide best management practices for caching fuel within Thaidene Nene National Park Reserve to safeguard the natural, social and cultural environment for generations to come.

## Scope

The *Interim Best Management Practices for Fuel Caching in Thaidene Nene National Park Reserve* applies to the storage of fuel on lands administered by Parks Canada within Thaidene Nene National Park Reserve (excluding leased properties). It identifies the minimum standards that are required to cache fuel at Reliance (Figure 1) and other approved sites.



**Figure 1.** Map showing the location of Reliance, where the fuel cache is located in Police Bay at the east end of McLeod Bay in Thaidene Nene National Park Reserve.

## Goal and Objectives

The overarching goal of this fuel caching protocol is to support the operations relating to Indigenous partners, business licence holders and park management, while protecting the ecological and cultural integrity of Thaidene Nene National Park Reserve. Within this goal, there are three objectives:

- 1) Develop fuel drum inventory and storage systems to prevent spills and leaks as a result of mishandling, age and corrosion.
- 2) Standardize emergency response procedures for damaged drums and spill containment.
- 3) Maintain a clean and orderly fuel cache at Reliance in support of traditional use and visitor experience.

## Authorization Process for Caching Fuel

If you want to cache fuel at Reliance, please plan for a minimum of 30 days from the date that your application is submitted to receipt of authorization. If you want to cache fuel at another site, please allow for a minimum of 90 days for your request to be considered.

Your application form (sample in Appendix 1) will be reviewed and, if approved, a permit will be issued, which will allow you to cache fuel subject to the protocols outlined in this document. Additional terms and conditions may be applied.

To request a Fuel Cache Application form, or for questions about these protocols or the authorization process for caching fuel in Thaidene Nene National Park Reserve, please contact:

Laani Uunila  
Thaidene Nene Implementation Manager,  
Southwest NWT Field Unit  
Parks Canada  
P.O. Box 1166 Yellowknife Main Post Office Yellowknife, NT, X1A 1C0  
Office: (867) 766-8460  
Email: [pc.thaidene.nene.pc@canada.ca](mailto:pc.thaidene.nene.pc@canada.ca)

Forms are available on-line at <https://www.pc.gc.ca/en/pn-np/nt/thaidene-nene/gestion-management/permits/carburant-fuel-cache>

## Interim Best Management Practices for Caching Fuel

- All persons, with the exception of Indigenous partners, who wish to cache fuel at Reliance or other approved sites within Thaidene Nene National Park Reserve must apply for a permit (see Authorization Process for Caching Fuel above).
- Fuel can only be cached at authorized sites as stated on the permit.
- Cached fuel must be in drums.

- The maximum time period for cached fuel drums may not exceed two years from the date of permit issuance.
- Fuel drums must be new or in pristine condition – free of visible damage or corrosion.
- Visually inspect all fuel drums for punctures, seam and bung leaks during delivery or refueling activities and before leaving the cache site.
- Fuel drums stored at Reliance must be placed in the designated area.
- At sites other than Reliance, fuel drums must be placed at least 100 meters above the high water mark of any water body, including seasonal drainages.
- Place all fuel drums in neat rows, on their sides, with bungs positioned at 3 and 9 o'clock.
- All fuel drums must be clearly marked with the following information:
  - Type of fuel
  - Name of company/individual
  - Year
  - Fuel Cache Permit #

For 2020 only, please notify Parks Canada if your bulk fuel order will be delivered in advance of your permit being authorized. For future years, permit applications should be received and processed before fuel deliveries are completed.

- Parks Canada will provide a back-up spill kit at the Reliance fuel cache (Appendix 2); however, permit holders are required to carry and/or store their own spill kit at their fuel caches. Spill kits must be adequate to contain and clean up potential spills that occur on land and/or water, depending on the size and nature of operations. Should a spill occur, permit holders are responsible for the cost of the cleanup. The following three websites provide information about the types and size of spill kits that are available for purchase:

Acklands Grainger Inc.: [www.acklandsgrainger.com](http://www.acklandsgrainger.com)

Arcus Absorbents Inc.: [www.arcusabsorbents.com](http://www.arcusabsorbents.com)

Can-Ross Environmental Services Ltd.: [www.canross.com](http://www.canross.com)

- Secondary containment (Appendix 3) is required at any fuel cache site not at the current cache at Reliance. Secondary containment will be phased in at Reliance over the next few years.
- Provide Parks Canada with an updated fuel drum inventory at the end of each operational season (e.g., mid-September). Complete the Fuel Cache Inventory Form (Appendix 4) and send it to: [pc.thaidene.nene.pc@canada.ca](mailto:pc.thaidene.nene.pc@canada.ca)

Failure to comply with the *Interim Best Management Practices for Fuel Caching in Thaidene Nene National Park Reserve* may result in fuel drum and container removal and disposal by Parks Canada at the permit holder's expense. Non-compliance may also affect the issuance of future fuel cache permits and business licences. Moreover, depending on the non-compliance, charges may result under the *Canada National Parks Act*.

## Emergency Response

### Damaged Drum

1. Maneuver drum so damage is on top to reduce leaking.
2. If possible, patch the leak. There are several kinds of drum repair kits available for purchase.
3. If the drum cannot be patched, mark it and remove it from the fuel cache site as soon as possible.

### Spill Containment

1. Use absorbents from the spill kit to soak up as much free product as possible. Use a shovel, if available, to dig up product-soaked soil. Use booms to soak up contaminants if fuel spilled into a body of water.
2. Place all contaminated materials (e.g., absorbents, booms, soil) in the spill kit drum or tarp, if available.
3. Remove all contaminated material from the fuel cache site as soon as possible.

Report all spills to Parks Canada (Thaidene Nene National Park Reserve) and the Northwest Territories Spill Line using the GNWT Spill Report Form (Appendix 5). You are legally required to immediately report any spills anywhere in the Northwest Territories greater than 100 liters.

## Emergency Contacts

Parks Canada Dispatch:      1-877-852-3100 (toll free)  
   1-780-852-3100 (landline)  
   [jasperdispatch@canada.ca](mailto:jasperdispatch@canada.ca)

Northwest Territories Spill Line  
24hr Report line:              867-920-8130  
   [spills@gov.nt.ca](mailto:spills@gov.nt.ca)




## Non-Emergency Contacts

Parks Canada  
Thaidene Nene National Park Reserve      867-766-8460  
   [pc.thaidene.nene.pc@canada.ca](mailto:pc.thaidene.nene.pc@canada.ca)

## Appendix 1: Sample Fuel Caching Application Form

Downloadable form is available on-line: <https://www.pc.gc.ca/en/pn-np/nt/thaidene-nene/gestion-management/permits/carburant-fuel-cache>

Via e-mail [pc.thaidene.nene.pc@canada.ca](mailto:pc.thaidene.nene.pc@canada.ca) or phone 867-766-8460

 		
Fuel Cache Application Form		
<p>Permission to cache fuel in national parks is generally not granted. In Thaidene Nene, there is a commitment to maintain a public fuel cache at Reliance. If you require a fuel cache, please complete this application form. Fuel cached in the park must be done in a manner consistent with the <i>Interim Thaidene Nene National Park Reserve Fuel Caching Protocol</i>. Fuel stored in Thaidene Nene National Park Reserve will require secondary containment appropriate to the fuel cache site. There will be a transition period for fuel cached at Reliance, as it will take time to assess the site and needs. Any new fuel cache sites, if approved, will require secondary containment.</p>		
Company Name (if applicable):		
Applicant Name:		
Phone:	Email:	
Caching Fuel at <b>Reliance</b> (check one): <input type="checkbox"/> Yes <input type="checkbox"/> No		
Type of Fuel:	Amount of Fuel (litres and number of drums):	
Proposed date for caching:	Proposed date for fuel/drum removal:	
Why is caching fuel at Reliance necessary?		
Proposed measures to reduce environmental impact:		
Request for a Fuel Cache in a Location Other than Reliance (complete only if needed)		
Type of Fuel:	Amount of Fuel (liters and number of drums):	
Name of Proposed Cache Location:	Latitude/Longitude of Proposed Cache Location:	
Proposed date for caching:	Proposed date for fuel/drum removal:	
Why is the fuel cache necessary?		
Proposed measures to reduce environmental impact:		
Provide details on proposed secondary containment system:		

## Appendix 2: Contents of the Back-up Spill Kit at the Reliance Fuel Cache

Permit holders are required to carry and/or store their own spill kit at their permitted fuel caches.

Parks Canada (Thaidene Nene National Park Reserve) will provide a back-up spill kit (for oil and fuel only) at the Reliance fuel cache site in Thaidene Nene National Park Reserve. The kit will be contained within a 55-gallon plastic drum. Please contact Parks Canada so you are aware of the spill kit location at Reliance. If you use the kit, please let us know ASAP.

Each kit includes:

- 1 X 55-gallon yellow or blue poly drum with lid and band
- 100 X sorbent pads
- 12 X sorbent booms
- 5 X sorbent pillows
- 1 X pair of gloves
- 1X disposal bag
- 1 X pair of goggles
- 1 X disposable coveralls
- 1 X Plug-n-Dyke drum calking
- 1 X shovel
- 2 X Tarps



## Appendix 3: Examples of Secondary Containment Units

Secondary containment units are designed to minimize environmental damage from a fuel spill resulting from a failure in the drum, a loose bung or damaged bung seal. We are open to suggestions on the best system or types of system(s) to install at Reliance. Your feedback is important to us. Please let us know the following:

- What containment systems do you like?
- Pros and cons of the systems you have used or are familiar with?
- What type(s) of secondary containment do you think are feasible at Reliance?

Below are images of secondary containment units that Parks Canada is using elsewhere in northern Canada.

### 1) Outdoor Barrel Containment Unit

Available at:

- Pye Brothers Fuels Ltd. [www.pyebrothers.ca/Accessories/index.htm](http://www.pyebrothers.ca/Accessories/index.htm)



### 2) Covered Snap-Up Stinger Berms

Available at:

- Acklands-Grainger Inc.: [www.acklandsgrainger.com](http://www.acklandsgrainger.com)
- Clean Spill: (905) 293-9995
- ENPAC Corporation: [www.enpac.com](http://www.enpac.com)





### 3) Drum Hardcover and Spillpallet

Available at:

- ENPAC Corporation: [www.enpac.com](http://www.enpac.com)



### 4) Fuel shed

Available at:

- Pro-tec: [www.laden.ca](http://www.laden.ca)



# Appendix 4: Sample Thaidene Nene National Park Reserve Fuel Cache Inventory Form

The form is available via e-mail [pc.thaidene.nene.pc@canada.ca](mailto:pc.thaidene.nene.pc@canada.ca) or phone 867-766-8460



## Fuel Cache Inventory Form

At the end of each operational season (e.g., mid-September), permit holders that have cached fuel in Thaidene Nene National Park Reserve are required to provide Parks Canada – Southwest NWT Field Unit with an updated fuel drum inventory. Please fill out this Fuel Cache Inventory form and send to the address proved below. Thank you!

Name of Company/individual:	Date:
Contact Person:	
Phone #:	Email:
Fuel Cache Permit #:	

Fuel Cache Site	Fuel Type	# Full Drums	# Partial Drums	# Empty Drums	Year Placed at Site

Comments:

### Send Completed Fuel Inventory Form to:

Parks Canada  
 Southwest NWT Field Unit  
 P.O. Box 1166 Yellowknife Main Post Office  
 Yellowknife, NT, X1A 1C0  
 Office: (867) 766-8460  
 Email: [pc.thaidene.nene.pc@canada.ca](mailto:pc.thaidene.nene.pc@canada.ca)



## Appendix 5: GNWT Spill Report Form

# NT-NU SPILL REPORT

OIL, GASOLINE, CHEMICALS AND  
OTHER HAZARDOUS MATERIALS



NT-NU 24-HOUR SPILL REPORT LINE

Tel: (867) 920-8130 • Fax: (867) 873-6924 • Email: spills@gov.nt.ca

REPORT LINE USE ONLY

A	Report Date: MM   DD   YY	Report Time:	<input type="checkbox"/> Original Spill Report OR <input type="checkbox"/> Update # _____ to the Original Spill Report		Report Number:
	Occurrence Date: MM   DD   YY	Occurrence Time:			
C	Land Use Permit Number (if applicable):		Water Licence Number (if applicable):		
D	Geographic Place Name or Distance and Direction from the Named Location:			Region: <input type="checkbox"/> NT <input type="checkbox"/> Nunavut <input type="checkbox"/> Adjacent Jurisdiction or Ocean	
E	Latitude: _____ Degrees _____ Minutes _____ Seconds		Longitude: _____ Degrees _____ Minutes _____ Seconds		
F	Responsible Party or Vessel Name:		Responsible Party Address or Office Location:		
G	Any Contractor Involved:		Contractor Address or Office Location:		
H	Product Spilled: <input type="checkbox"/> Potential Spill	Quantity in Litres, Kilograms or Cubic Metres:	U.N. Number:		
I	Spill Source:	Spill Cause:	Area of Contamination in Square Metres:		
J	Factors Affecting Spill or Recovery:	Describe Any Assistance Required:	Hazards to Persons, Property or Environment:		
K	Additional Information, Comments, Actions Proposed or Taken to Contain, Recover or Dispose of Spilled Product and Contaminated Materials:				
L	Reported to Spill Line by:	Position:	Employer:	Location Calling From:	Telephone:
M	Any Alternate Contact:	Position:	Employer:	Alternate Contact Location:	Alternate Telephone:

REPORT LINE USE ONLY

N	Received at Spill Line by:	Position:	Employer:	Location Called:	Report Line Number:
Lead Agency: <input type="checkbox"/> EC <input type="checkbox"/> CCGTCMSS <input type="checkbox"/> GNWT <input type="checkbox"/> GN <input type="checkbox"/> ILA			Significance: <input type="checkbox"/> Minor		File Status: <input type="checkbox"/> Open
<input type="checkbox"/> AANDC <input type="checkbox"/> NEB <input type="checkbox"/> Other: _____			<input type="checkbox"/> Major <input type="checkbox"/> Unknown		<input type="checkbox"/> Closed
Agency:	Contact Name:	Contact Time:	Remarks:		
Lead Agency:					
First Support Agency:					
Second Support Agency:					
Third Support Agency:					